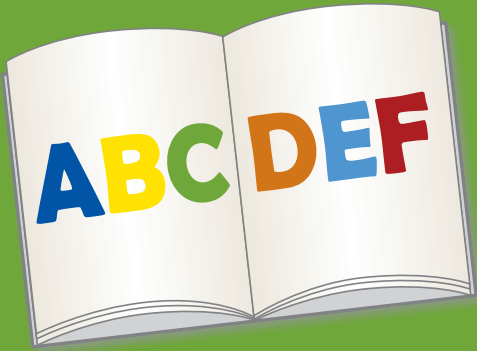


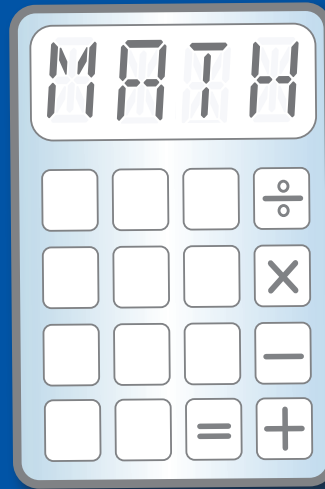
# Why Does Attendance MATTER?

In 2022-23, 13.5% of APS students were chronically absent

On average, APS students who are **CHRONICALLY ABSENT**:



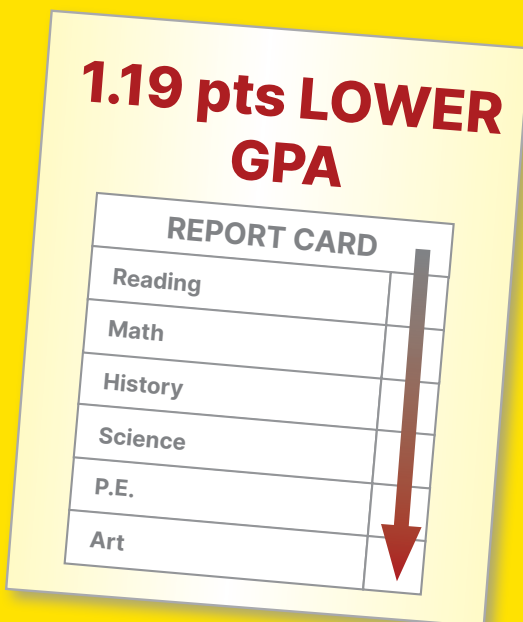
**21% LOWER** Pass Rate in 3<sup>rd</sup> Grade  
**20% LOWER** Pass Rate Grades 3-12  
on the  
**READING SOL**



**26% LOWER**  
Math SOL Pass Rate

**94%**  
**NOT Enrolled**  
in Algebra 1  
by 8<sup>th</sup> Grade

**1.19 pts LOWER**  
**GPA**



**15x LESS** Likely to  
**Graduate**  
**On Time**  
(4 Years)

**Attend today, achieve tomorrow**